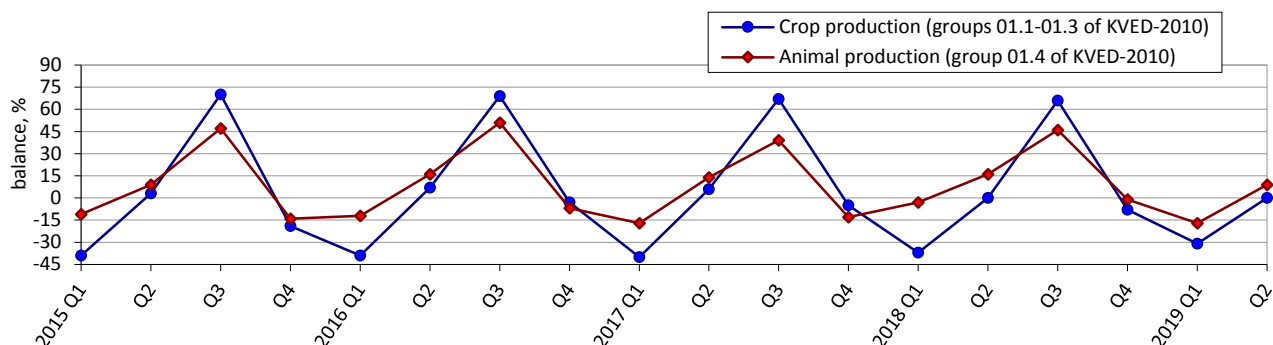
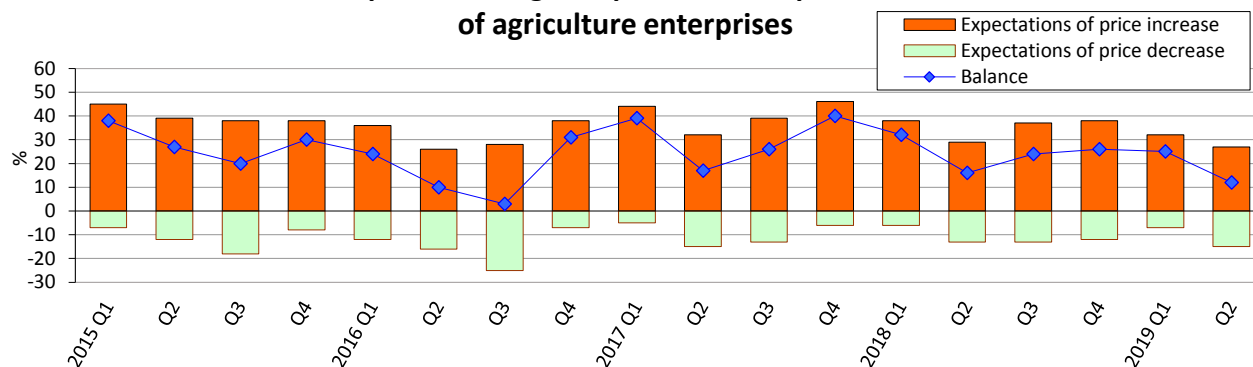


Expectations of agriculture enterprises in II quarter 2019 regarding the development of their business activity

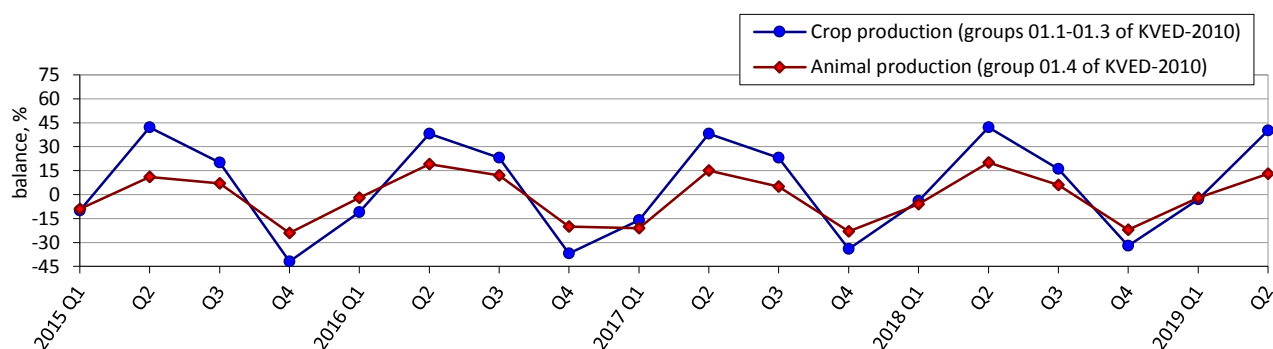
Expected changes of agricultural production



Expected changes in prices for the products of agriculture enterprises

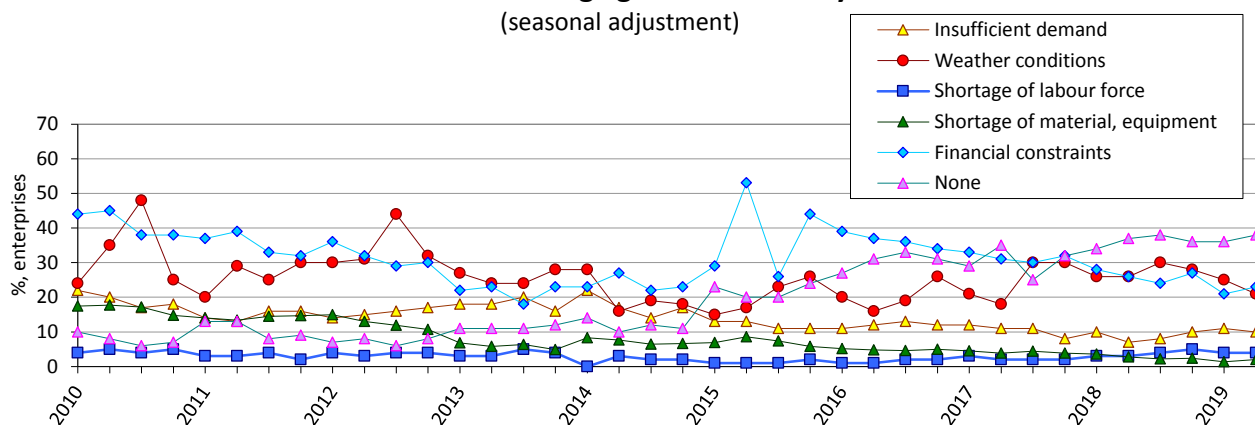


Expected changes in employment at agriculture enterprises



Note. Data for 2014-2019 exclude the temporarily occupied territory of the Autonomous Republic of Crimea, the city of Sevastopol and a part of temporarily occupied territories in the Donetsk and Luhansk regions.

Factors limiting agriculture activity (seasonal adjustment)



Results of the survey of agriculture enterprises in April 2019

(per cent of the total number of surveyed enterprises)

Agriculture (division 01, except groups 01.6, 01.7 of KVED-2010)	Results of the survey of 859 enterprises					
	increased	remain unchanged	decreased	no response	balance	change of balance over 1 quarter 2019, pp
How did change production in January-March 2019	13	54	32	1	-19	-19
How did change of turnover on foreign markets in January-March 2019:						change of balance over 1 quarter 2019, pp
within the EU	10	15	6	69	4	-4
outside the EU	4	15	4	77	0	-4
How do you assess your current stocks of products intended for realization	too large (above normal)	adequate (normal for the season)	too small (below normal)	no stocks of products intended for realization	balance	change of balance over 1 quarter 2019, pp
	2	70	15	13	-13	-3
How do you expect to change over April-June 2019:	increase	remain unchanged	decrease	no response	balance	change of balance over 1 quarter 2019, pp
production	23	57	20	0	3	29
prices for the products	27	58	15	0	12	-13
employment	37	58	5	0	32	35

<i>Crop production (groups 01.1-01.3 of KVED-2010)</i>	<i>Results of the survey of 589 enterprises</i>						
	How did change production in January-March 2019	increased	remain unchanged	decreased	no response	balance	<i>change of balance over 1 quarter 2019, pp</i>
		10	55	35	0	-25	-23
	How did change of turnover on foreign markets in January-March 2019:	increased	remain unchanged	decreased	no export	balance	<i>change of balance over 1 quarter 2019, pp</i>
	within the EU	12	16	8	64	4	-7
	outside the EU	5	17	5	73	0	-5
	How do you assess your current stocks of products intended for realization	too large (above normal)	adequate (normal for the season)	too small (below normal)	no stocks of products intended for realization	balance	<i>change of balance over 1 quarter 2019, pp</i>
		2	69	16	13	-14	-4
	How do you expect to change over April-June 2019:	increase	remain unchanged	decrease	no response	balance	<i>change of balance over 1 quarter 2019, pp</i>
	production	22	55	22	1	0	31
	prices for the products	29	60	11	0	18	-11
	employment	45	49	5	1	40	43
<i>0Animal production (group 01.4 of KVED-2010)</i>	<i>Results of the survey of 245 enterprises</i>						
	How did change production in January-March 2019	increased	remain unchanged	decreased	no response	balance	<i>change of balance over 1 quarter 2019, pp</i>
		21	52	27	0	-6	-10
	How did change of turnover on foreign markets in January-March 2019:	increased	remain unchanged	decreased	no export	balance	<i>change of balance over 1 quarter 2019, pp</i>
	within the EU	5	11	2	82	3	1
	outside the EU	2	11	1	86	1	-1
	How do you assess your current stocks of products intended for realization	too large (above normal)	adequate (normal for the season)	too small (below normal)	no stocks of products intended for realization	balance	<i>change of balance over 1 quarter 2019, pp</i>
		0	73	9	18	-9	-2

Continued

<i>Animal production (group 01.4 of KVED-2010)</i>	How do you expect to change over April-June 2019:	increase	remain unchanged	decrease	no response	balance	<i>change of balance over 1 quarter 2019, pp</i>
	production	24	60	15	1	9	26
	prices for the products	21	53	25	1	-4	-20
	employment	18	76	5	1	13	15