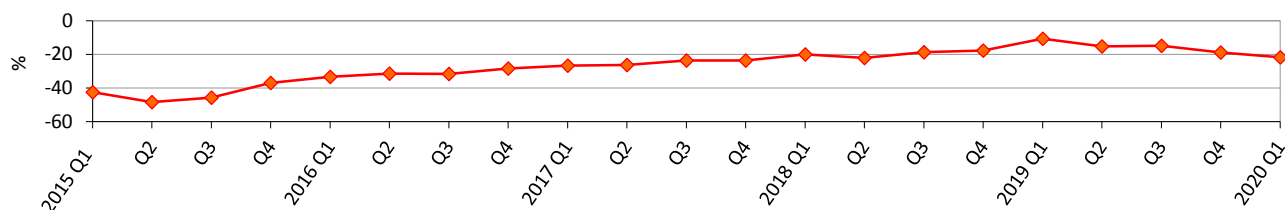
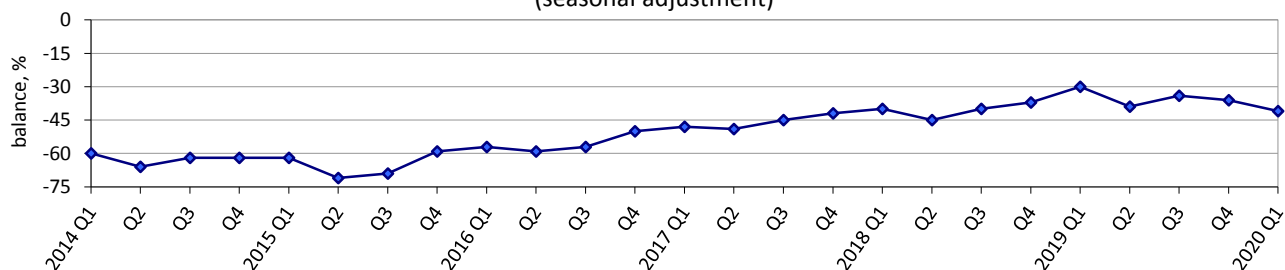


## Expectations of construction enterprises in I quarter 2020 regarding the development of their business activity

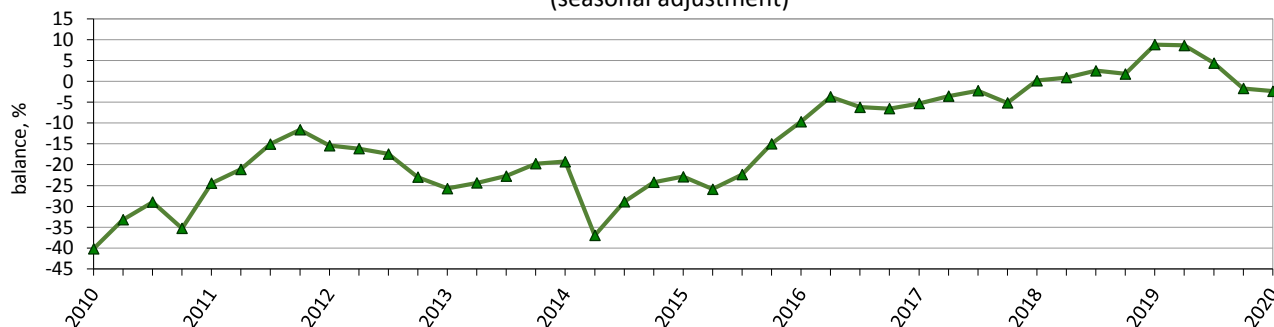
### Construction confidence indicator<sup>1</sup>



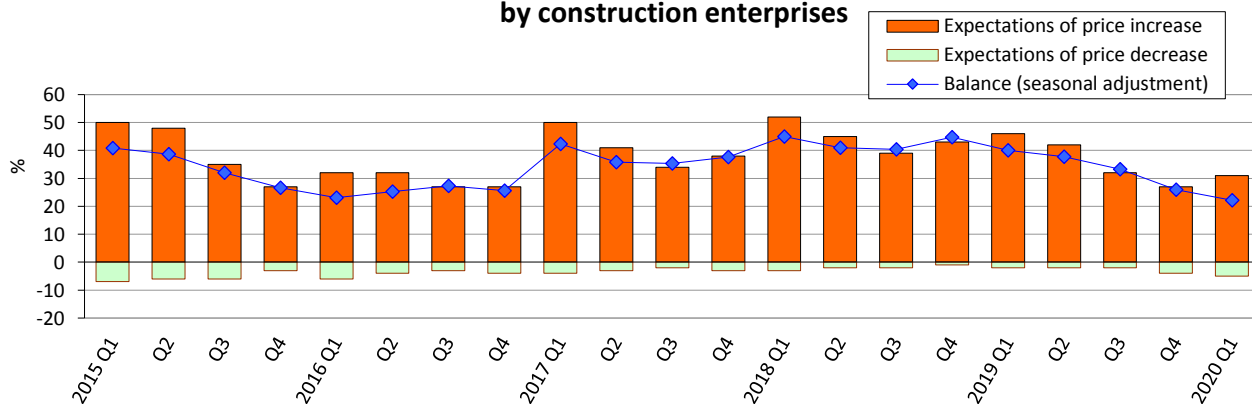
### Assessment of the current order-books (seasonal adjustment)



### Expected changes in employment at construction enterprises (seasonal adjustment)

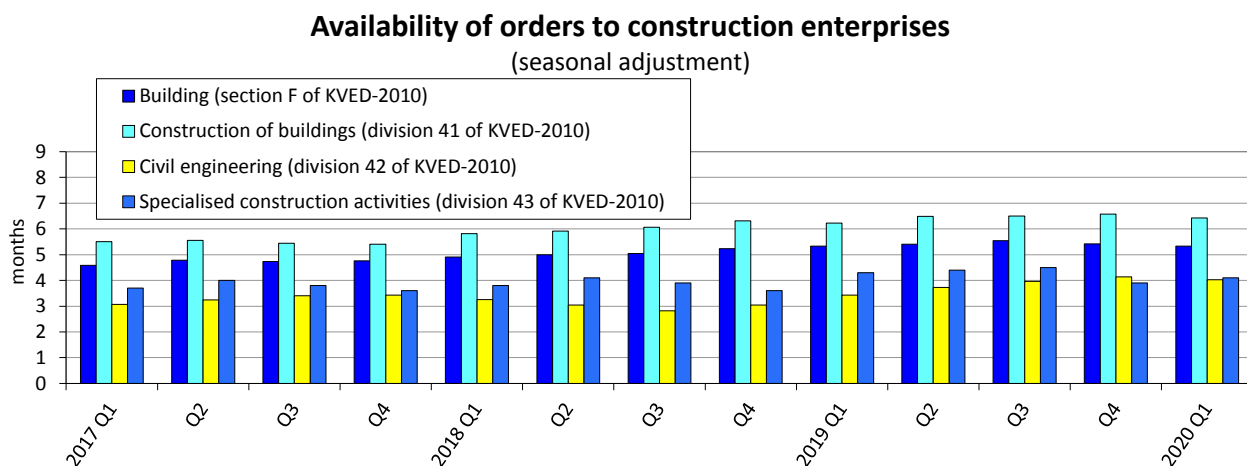
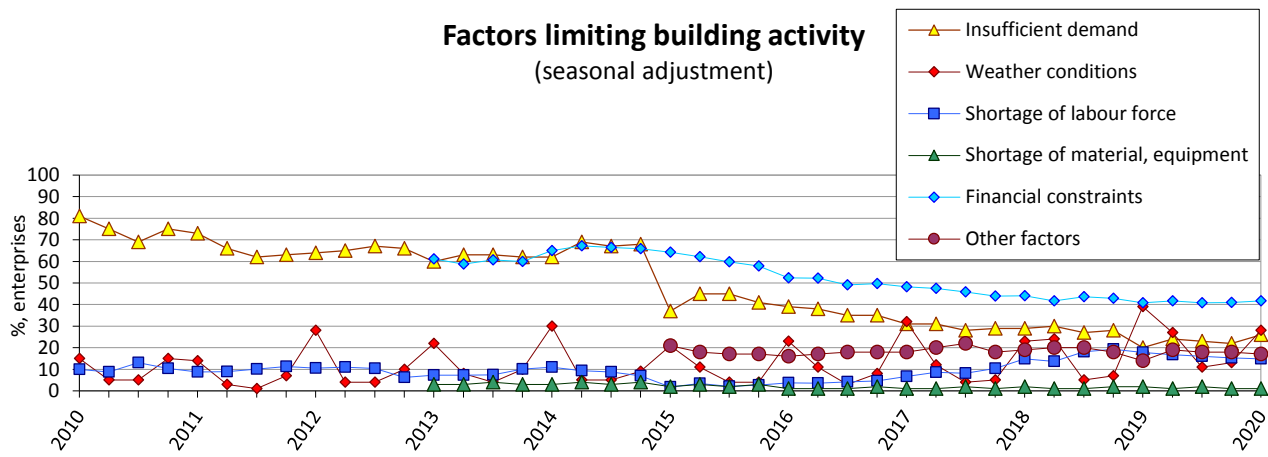


### Expected changes in prices of work performed by construction enterprises



**Note.** Data for 2014-2020 exclude the temporarily occupied territory of the Autonomous Republic of Crimea, the city of Sevastopol and a part of temporarily occupied territories in the Donetsk and Luhansk regions.

<sup>1</sup> The indicator is calculated by the method of calculation of indicators of business expectations, approved by order of the SSSU of 30 December, 2014 No 411 (with changes).



### Results of the survey of construction enterprises in January 2020

(per cent of the total number of surveyed enterprises)

<i>Results of the survey of 680 enterprises</i>							
<i>Building (section F of KVED-2010)</i>	<b>How did your building activity develop in October-December 2019</b>	increased	remain unchanged	decreased	no response	balance	<i>change of balance over IV quarter 2019, pp</i>
		42	25	33	0	9	-7
	<b>How do you assess your current overall order-books</b>	more than sufficient (above normal)	sufficient (normal for the season)	not sufficient (below normal)	no response	balance	<i>change of balance over IV quarter 2019, pp</i>
		1	57	42	0	-41	-5
	<b>How do you expect to change over January-March 2020:</b>	increase	remain unchanged	decrease	no response	balance	<i>change of balance over IV quarter 2019, pp</i>
employment	12	64	24	0	-12	-4	
the price of the work performed by the enterprise	31	64	5	0	26	3	

Construction of buildings (division 41 of KVED-2010)	Results of the survey of 387 enterprises						change of balance over IV quarter 2019, pp
	increased	remain unchanged	decreased	no response	balance		
<b>How did your building activity develop in October-December 2019</b>	39	30	31	0	8	-3	
<b>How do you consider your current overall order-books</b>	more than sufficient (above normal)	sufficient (normal for the season)	not sufficient (below normal)	no response	balance	change of balance over IV quarter 2019, pp	
	1	58	41	0	-40	-3	
<b>How do you expect to change over January-March 2020:</b>	increase	remain unchanged	decrease	no response	balance	change of balance over IV quarter 2019, pp	
employment	10	65	25	0	-15	-6	
the price of the work performed by the enterprise	31	65	4	0	27	-1	

Civil engineering (division 42 of KVED-2010)	Results of the survey of 102 enterprises						change of balance over IV quarter 2019, pp
	increased	remain unchanged	decreased	no response	balance		
<b>How did your building activity develop in October-December 2019</b>	40	22	38	0	2	-34	
<b>How do you consider your current overall order-books</b>	more than sufficient (above normal)	sufficient (normal for the season)	not sufficient (below normal)	no response	balance	change of balance over IV quarter 2019, pp	
	1	58	41	0	-40	-7	
<b>How do you expect to change over January-March 2020:</b>	increase	remain unchanged	decrease	no response	balance	change of balance over IV quarter 2019, pp	
employment	15	54	31	0	-16	0	
the price of the work performed by the enterprise	35	58	7	0	28	9	

<i>Specialised construction activities (division 43 of KVED-2010)</i>	<i>Results of the survey of 191 enterprises</i>						<i>change of balance over IV quarter 2019, pp</i>
	<b>How did your building activity develop in October-December 2019</b>	increased	remain unchanged	decreased	no response	balance	
		50	16	34	0	16	-1
<b>How do you consider your current overall order books</b>	more than sufficient (above normal)	sufficient (normal for the season)	not sufficient (below normal)	no response	balance	<i>change of balance over IV quarter 2019, pp</i>	
	2	55	43	0	-41	-6	
<b>How do you expect to change over January-March 2020:</b>	increase	remain unchanged	decrease	no response	balance	<i>change of balance over IV quarter 2019, pp</i>	
employment	15	66	19	0	-4	-4	
the price of the work performed by the enterprise	27	68	5	0	22	7	