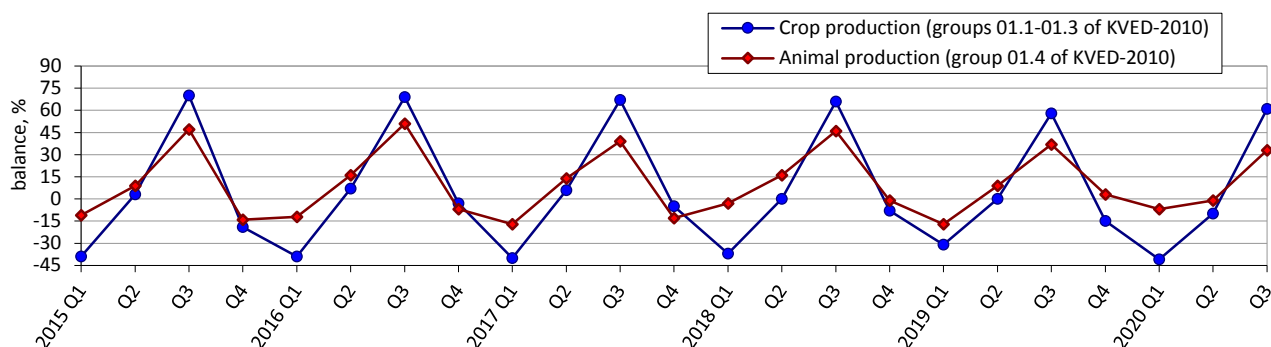
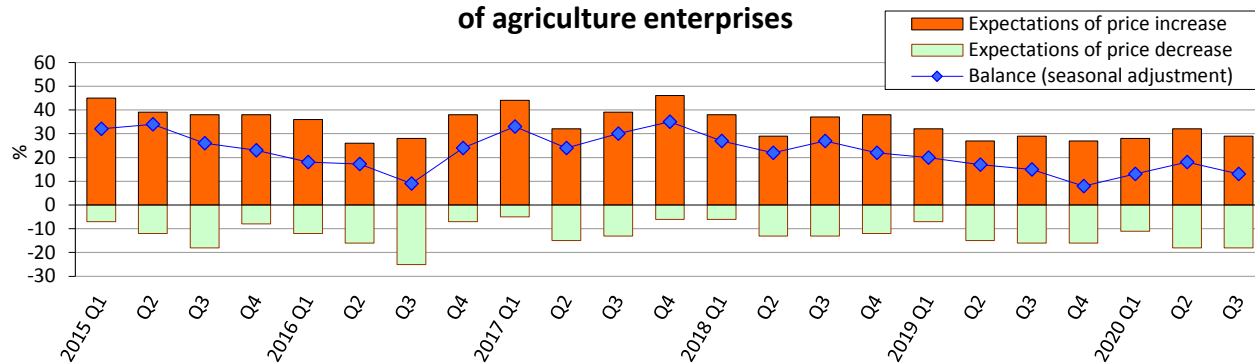


Expectations of agriculture enterprises in III quarter 2020 regarding the development of their business activity

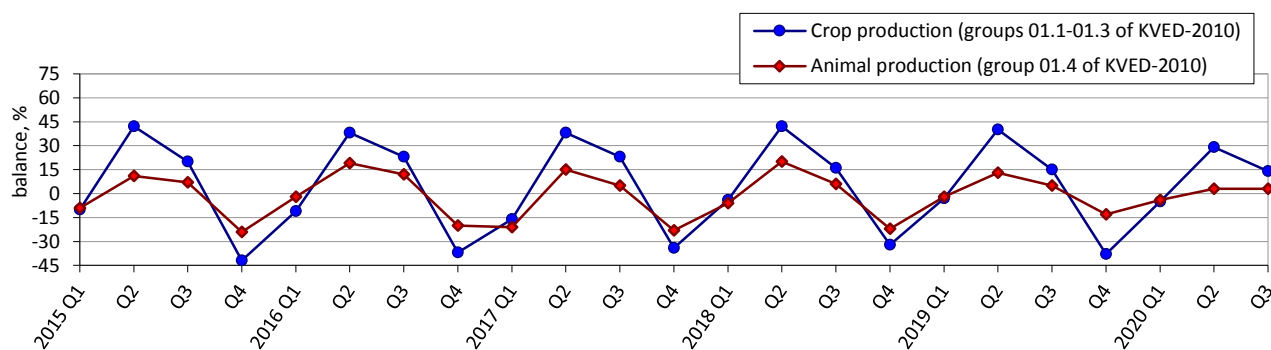
Expected changes of agricultural production



Expected changes in prices for the products of agriculture enterprises

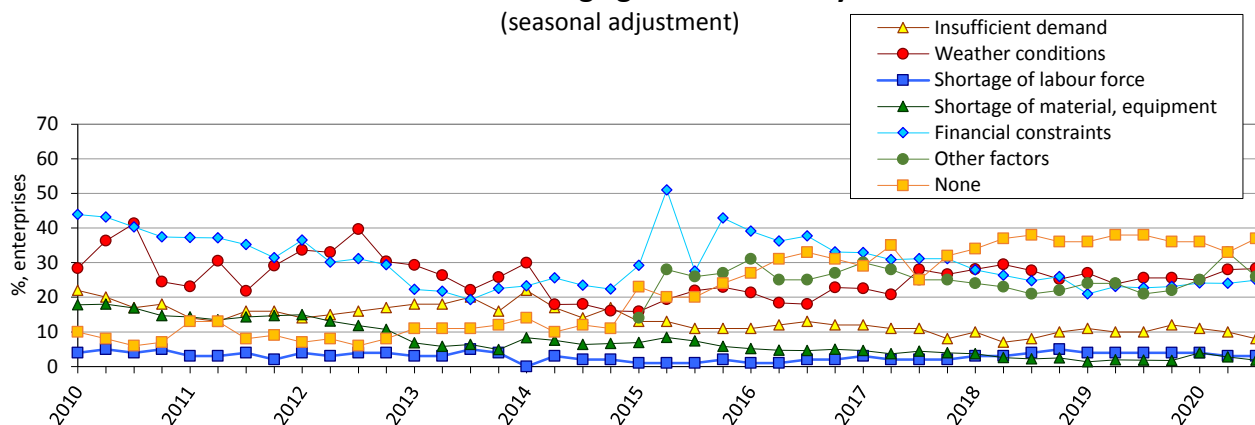


Expected changes in employment at agriculture enterprises



Note. Data for 2014-2020 exclude the temporarily occupied territory of the Autonomous Republic of Crimea, the city of Sevastopol and a part of temporarily occupied territories in the Donetsk and Luhansk regions.

Factors limiting agriculture activity (seasonal adjustment)



Results of the survey of agriculture enterprises in July 2020

(per cent of the total number of surveyed enterprises)

Agriculture (division 01, except groups 01.6, 01.7 of KVED-2010)	Results of the survey of 872 enterprises					
	increased	remain unchanged	decreased	no response	balance	change of balance over II quarter 2020, pp
How did change production in April-June 2020	28	49	23	0	5	36
How did change of turnover on foreign markets in April-June 2020:						change of balance over II quarter 2020, pp
within the EU	7	18	6	69	1	2
outside the EU	5	15	5	75	0	2
How do you assess your current stocks of products intended for realization	too large (above normal)	adequate (normal for the season)	too small (below normal)	no stocks of products intended for realization	balance	change of balance over II quarter 2020, pp
	1	67	15	17	-14	3
How do you expect to change over July-September 2020:	increase	remain unchanged	decrease	no response	balance	change of balance over II quarter 2020, pp
production	63	27	10	0	53	61
prices for the products	29	53	18	0	11	-3
employment	17	78	5	0	12	-9

<i>Crop production (groups 01.1-01.3 of KVED-2010)</i>	<i>Results of the survey of 600 enterprises</i>						<i>change of balance over II quarter 2020, pp</i>
	How did change production in April-June 2020	increased	remain unchanged	decreased	no response	balance	
		32	45	23	0	9	46
	How did change of turnover on foreign markets in April-June 2020:	increased	remain unchanged	decreased	no export	balance	<i>change of balance over II quarter 2020, pp</i>
	within the EU	8	20	7	65	1	3
	outside the EU	6	17	6	71	0	1
	How do you assess your current stocks of products intended for realization	too large (above normal)	adequate (normal for the season)	too small (below normal)	no stocks of products intended for realization	balance	<i>change of balance over II quarter 2020, pp</i>
		1	64	17	18	-16	3
	How do you expect to change over July-September 2020:	increase	remain unchanged	decrease	no response	balance	<i>change of balance over II quarter 2020, pp</i>
	production	71	19	10	0	61	71
	prices for the products	35	49	16	0	19	-6
	employment	20	74	6	0	14	-15
<i>0Animal production (group 01.4 of KVED-2010)</i>	<i>Results of the survey of 248 enterprises</i>						
	How did change production in April-June 2020	increased	remain unchanged	decreased	no response	balance	<i>change of balance over II quarter 2020, pp</i>
		18	57	25	0	-7	8
	How did change of turnover on foreign markets in April-June 2020:	increased	remain unchanged	decreased	no export	balance	<i>change of balance over II quarter 2020, pp</i>
	within the EU	3	14	5	78	-2	2
	outside the EU	2	10	3	85	-1	0
	How do you assess your current stocks of products intended for realization	too large (above normal)	adequate (normal for the season)	too small (below normal)	no stocks of products intended for realization	balance	<i>change of balance over II quarter 2020, pp</i>
		2	73	10	15	-8	3

Continued

<i>Animal production (group 01.4 of KVED-2010)</i>	How do you expect to change over July-September 2020:	increase	remain unchanged	decrease	no response	balance	<i>change of balance over II quarter 2020, pp</i>
	production	44	45	11	0	33	34
	prices for the products	15	61	24	0	-9	6
	employment	9	85	6	0	3	0