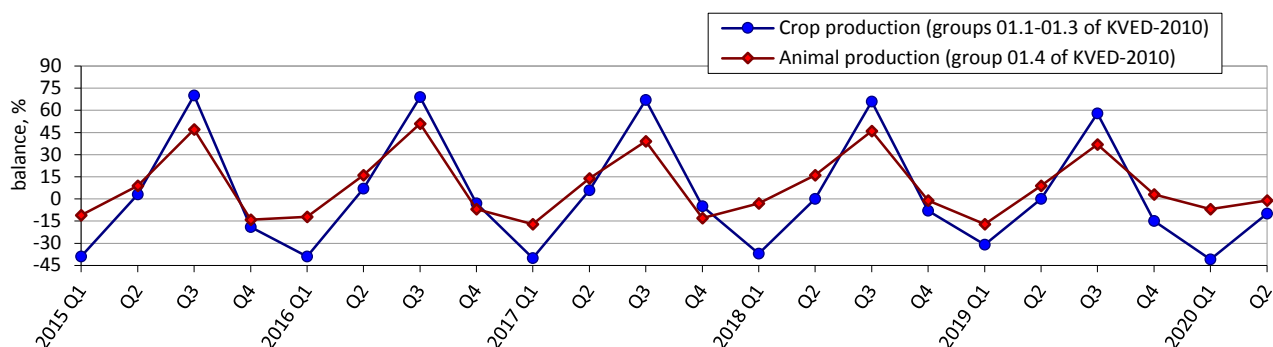
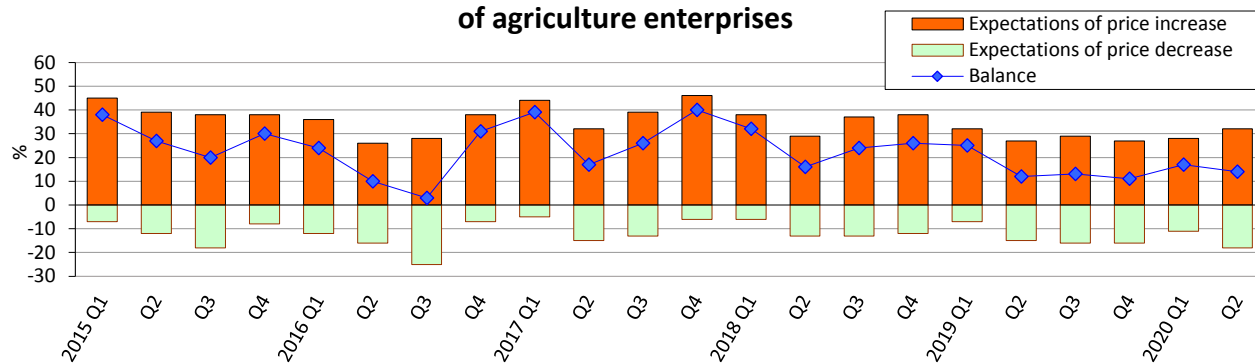


## Expectations of agriculture enterprises in II quarter 2020 regarding the development of their business activity

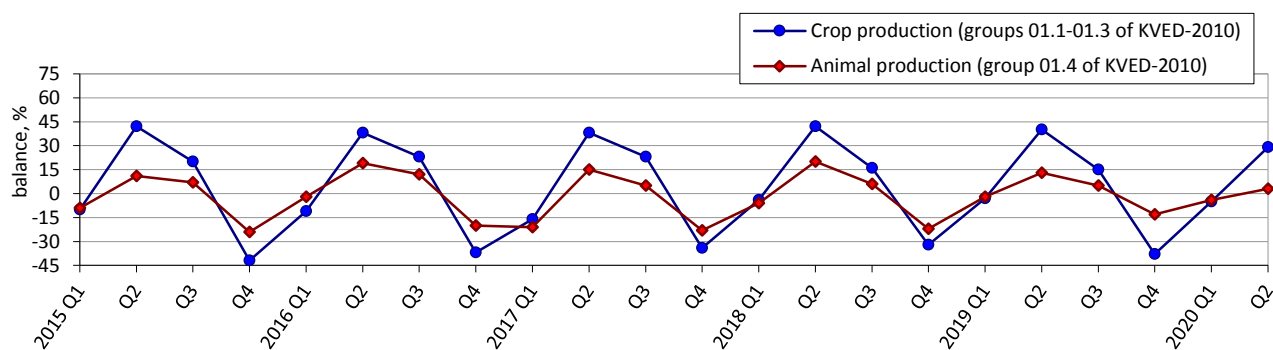
### Expected changes of agricultural production



### Expected changes in prices for the products of agriculture enterprises

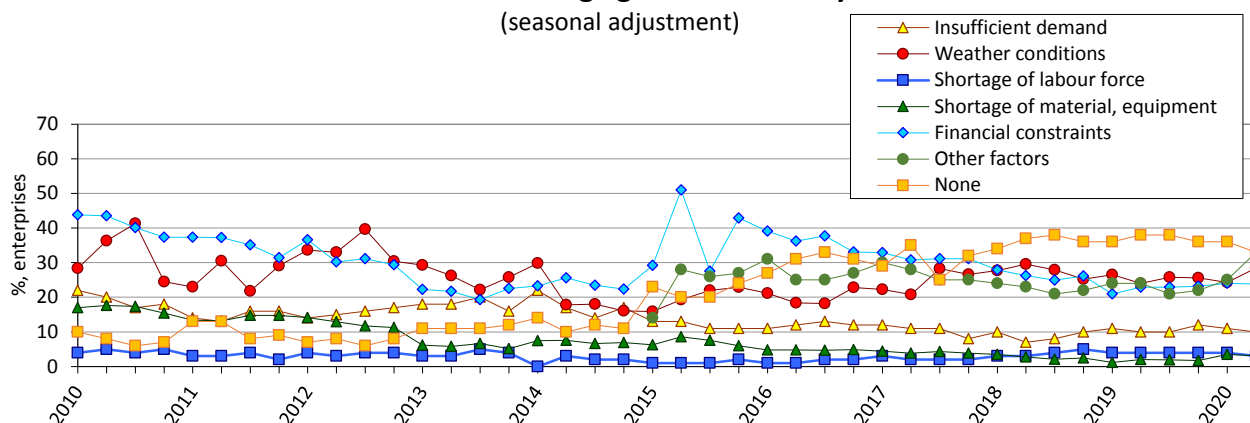


### Expected changes in employment at agriculture enterprises



**Note.** Data for 2014-2020 exclude the temporarily occupied territory of the Autonomous Republic of Crimea, the city of Sevastopol and a part of temporarily occupied territories in the Donetsk and Luhansk regions.

### Factors limiting agriculture activity (seasonal adjustment)



### Results of the survey of agriculture enterprises in April 2020

(per cent of the total number of surveyed enterprises)

Agriculture (division 01, except groups 01.6, 01.7 of KVED-2010)	Results of the survey of 871 enterprises						change of balance over 1 quarter 2020, pp
	increased	remain unchanged	decreased	no response	balance		
<b>How did change production in January-March 2020</b>	9	51	40	0	-31	-20	
<b>How did change of turnover on foreign markets in January-March 2020:</b>						change of balance over 1 quarter 2020, pp	
within the EU	7	17	8	68	-1	-5	
outside the EU	5	14	7	7	-2	-5	
<b>How do you assess your current stocks of products intended for realization</b>	too large (above normal)	adequate (normal for the season)	too small (below normal)	no stocks of products intended for realization	balance	change of balance over 1 quarter 2020, pp	
	1	68	18	13	-17	-5	
<b>How do you expect to change over April-June 2020:</b>	increase	remain unchanged	decrease	no response	balance	change of balance over 1 quarter 2020, pp	
production	18	56	26	0	-8	23	
prices for the products	32	50	18	0	14	-3	
employment	29	63	8	0	21	26	

<i>Crop production (groups 01.1-01.3 of KVED-2010)</i>	<i>Results of the survey of 598 enterprises</i>						<i>change of balance over 1 quarter 2020, pp</i>
	<b>How did change production in January-March 2020</b>	increased	remain unchanged	decreased	no response	balance	
		7	49	44	0	-37	-23
	<b>How did change of turnover on foreign markets in January-March 2020:</b>	increased	remain unchanged	decreased	no export	balance	<i>change of balance over 1 quarter 2020, pp</i>
	within the EU	8	19	10	63	-2	-9
	outside the EU	7	16	8	69	-1	-5
	<b>How do you assess your current stocks of products intended for realization</b>	too large (above normal)	adequate (normal for the season)	too small (below normal)	no stocks of products intended for realization	balance	<i>change of balance over 1 quarter 2020, pp</i>
		1	65	20	14	-19	-5
	<b>How do you expect to change over April-June 2020:</b>	increase	remain unchanged	decrease	no response	balance	<i>change of balance over 1 quarter 2020, pp</i>
	production	18	54	28	0	-10	31
	prices for the products	37	51	12	0	25	4
	employment	36	57	7	0	29	34
<i>0Animal production (group 01.4 of KVED-2010)</i>	<i>Results of the survey of 249 enterprises</i>						
	<b>How did change production in January-March 2020</b>	increased	remain unchanged	decreased	no response	balance	<i>change of balance over 1 quarter 2020, pp</i>
		15	55	30	0	-15	-11
	<b>How did change of turnover on foreign markets in January-March 2020:</b>	increased	remain unchanged	decreased	no export	balance	<i>change of balance over 1 quarter 2020, pp</i>
	within the EU	4	13	4	79	0	0
	outside the EU	2	10	3	85	-1	0
	<b>How do you assess your current stocks of products intended for realization</b>	too large (above normal)	adequate (normal for the season)	too small (below normal)	no stocks of products intended for realization	balance	<i>change of balance over 1 quarter 2020, pp</i>
		1	76	12	11	-11	-1

Continued

<i>Animal production (group 01.4 of KVED-2010)</i>	<b>How do you expect to change over April-June 2020:</b>	increase	remain unchanged	decrease	no response	balance	<i>change of balance over 1 quarter 2020, pp</i>
	production	19	61	20	0	-1	6
	prices for the products	18	49	33	0	-15	-18
	employment	12	79	9	0	3	7