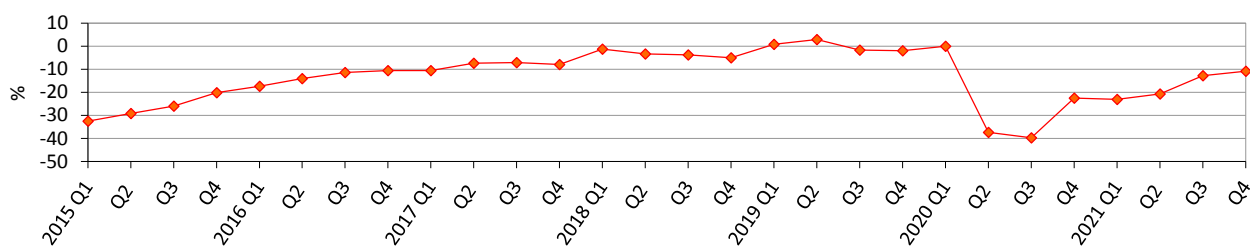
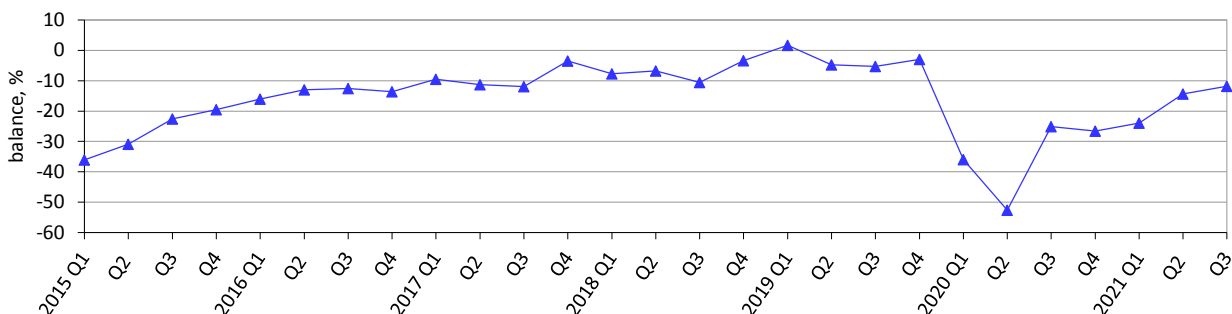


Expectations of service enterprises in IV quarter 2021 regarding the development of their business activity

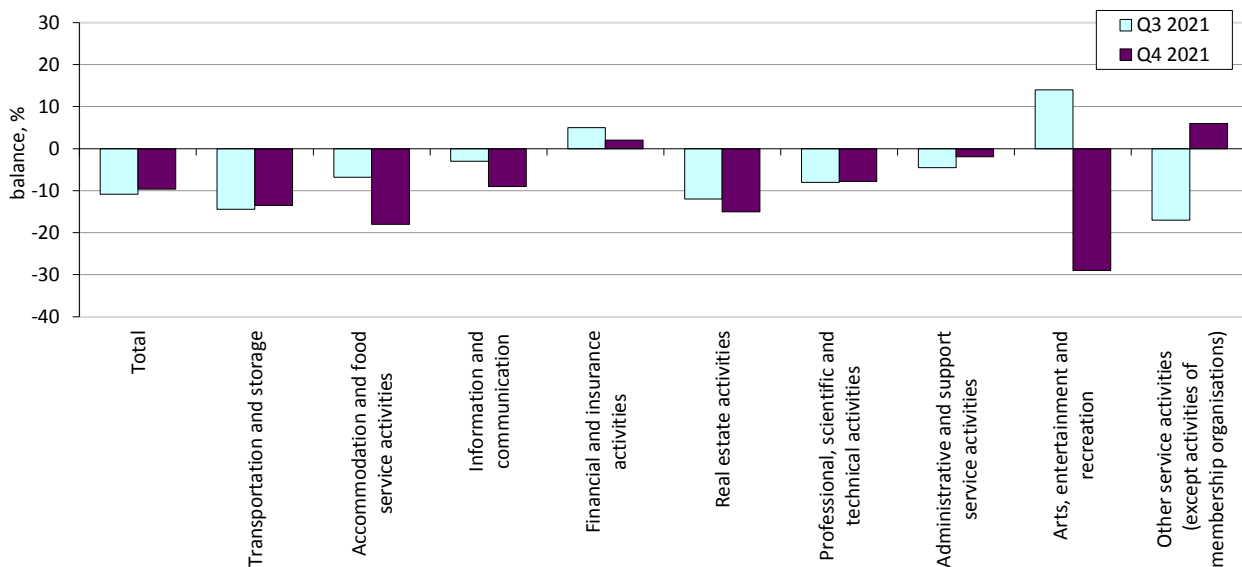
Services confidence indicator¹



Assessment of business situation in services over the past 3 months (seasonal adjustment)



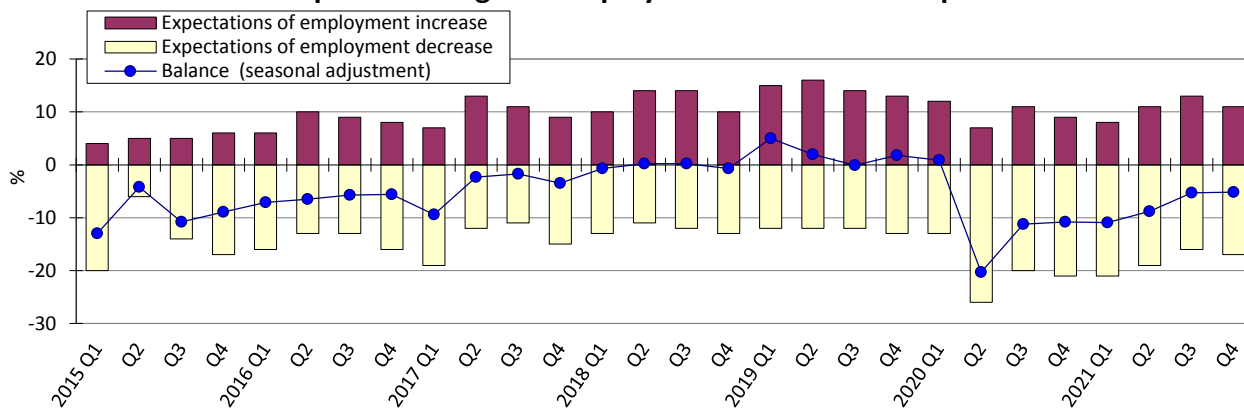
Expected changes of demand on services (of turnover) at service enterprises (seasonal adjustment)



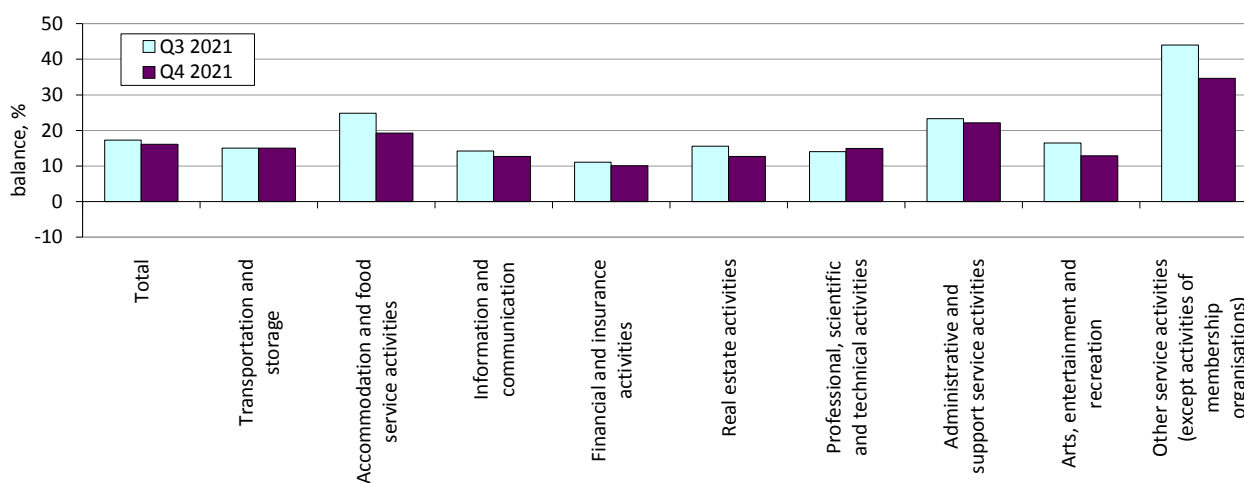
Note. Data exclude the temporarily occupied territory of the Autonomous Republic of Crimea, the city of Sevastopol and a part of temporarily occupied territories in the Donetsk and Luhansk regions.

¹ The indicator is calculated by the method of calculation of indicators of business expectations, approved by order of the SSSU of 30 December, 2014 No 411 (with changes).

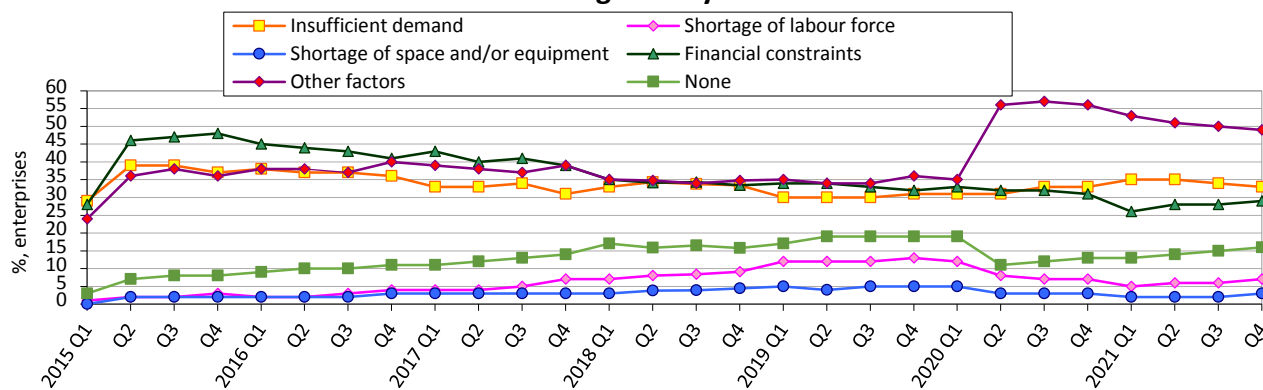
Expected changes in employment at service enterprises



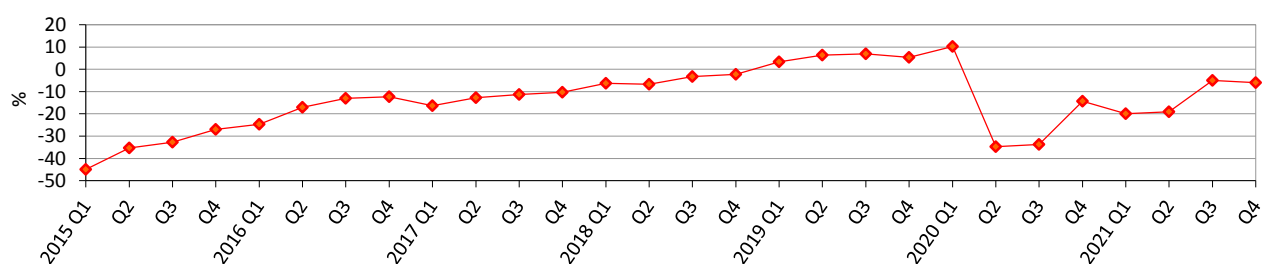
Expected changes in service price at service enterprises (seasonal adjustment)



Factors limiting activity in services

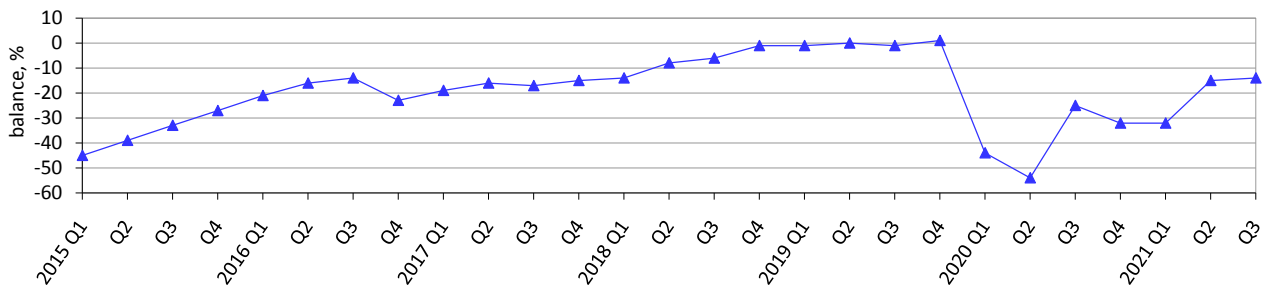


Financial services confidence indicator¹

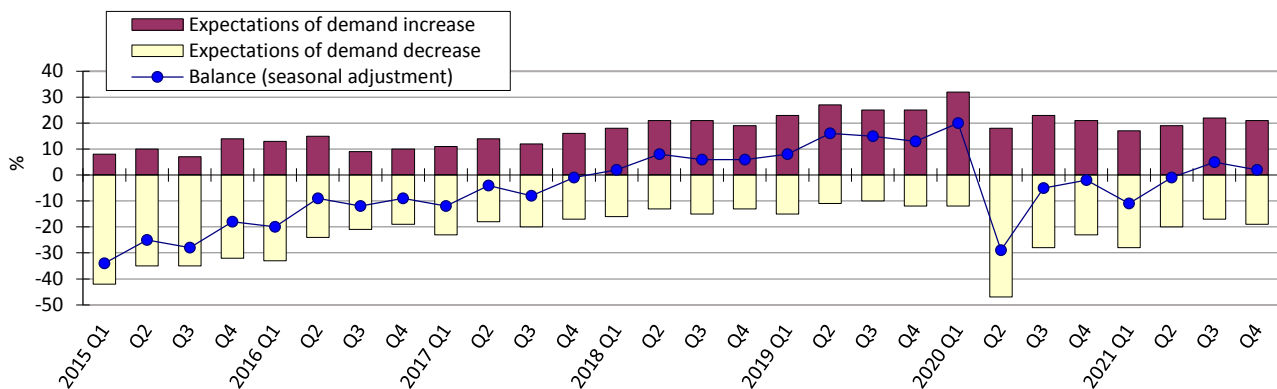


¹ The indicator is calculated by the method of calculation of indicators of business expectations, approved by order of the SSSU of 30 December, 2014 No 411 (with changes).

**Assessment of business situation at financial service
over the past 3 months**
(seasonal adjustment)



**Expected changes in demand on services (of turnover) at financial service
enterprises over the next 3 months**



**Results of the survey of service enterprises
in October 2021**

(per cent of the total number of surveyed enterprises)

Services (sections H-N, R,S, except division 94 of KVED-2010)	Results of the survey of 1394 enterprises						change of balance over III quarter 2021, pp
	improved	remained unchanged	deteriorated	no response	balance		
How did your business situation develop in July–September 2021	20	55	25	0	-5	3	
How did change in July–September 2021:	increased	remained unchanged	decreased	no response	balance	change of balance over III quarter 2021, pp	
demand (turnover) on services	22	53	25	0	-3	4	
employment	17	56	27	0	-10	3	
How do you expect to change over October–December 2021:	increase	remain unchanged	decrease	no response	balance	change of balance over III quarter 2021, pp	
demand (turnover) on services	17	55	28	0	-11	-10	
employment	11	72	17	0	-6	-3	
service prices	19	77	4	0	15	0	

Financial services (section K of KVED-2010)	Results of the survey of 154 enterprises						change of balance over III quarter 2021, pp
	improved	remained unchanged	deteriorated	no response	balance		
How did your business situation develop in July–September 2021	17	52	31	0	-14	1	
How did change in July–September 2021:	increased	remained unchanged	decreased	no response	balance	change of balance over III quarter 2021, pp	
demand (turnover) on services	23	48	29	0	-6	-1	
employment	21	55	24	0	-3	6	
operating income	33	35	30	2	3	-9	
operating expenses	42	44	13	1	29	-8	
profitability	21	45	33	1	-12	1	
capital expenditure	19	65	14	2	5	1	
How did the competitive position develop in July–September 2021:	improved	remained unchanged	deteriorated	no response	balance	change of balance over III quarter 2021, pp	
total	12	55	15	18	-3	-3	
in Ukraine	12	52	14	22	-2	-1	
within the EU	2	30	4	64	-2	-2	
outside the EU	2	30	4	64	-2	-2	
How do you expect to change over October–December 2021:	increase	remain unchanged	decrease	no response	balance	change of balance over III quarter 2021, pp	
demand (turnover) on services	21	60	19	0	2	-3	
employment	16	69	15	0	1	3	
service prices	15	79	6	0	9	0	
operating income	27	49	23	1	4	-4	
operating expenses	40	52	6	2	34	3	
profitability	16	52	30	2	-14	-3	
capital expenditure	21	67	10	2	11	1	
How do you expect the competitive position develop over October–December 2021:	improve	remain unchanged	deteriorate	no response	balance	change of balance over III quarter 2021, pp	
total	12	55	9	24	3	-1	
in Ukraine	13	55	9	23	4	-1	
within the EU	1	31	3	65	-2	-3	
outside the EU	1	31	3	65	-2	-3	