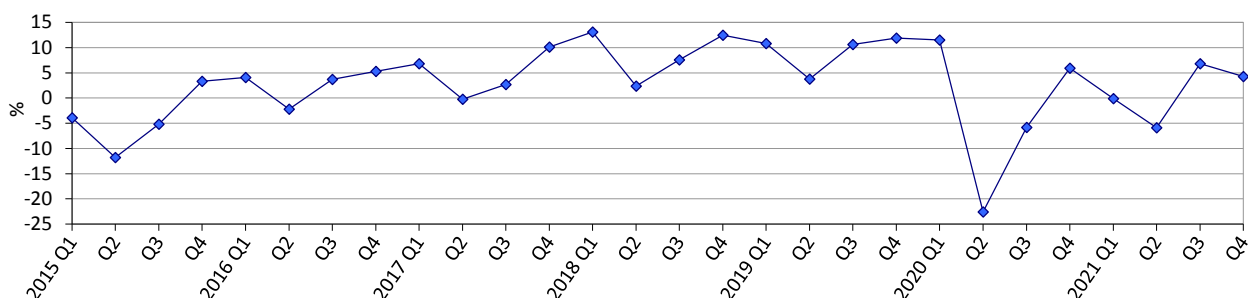
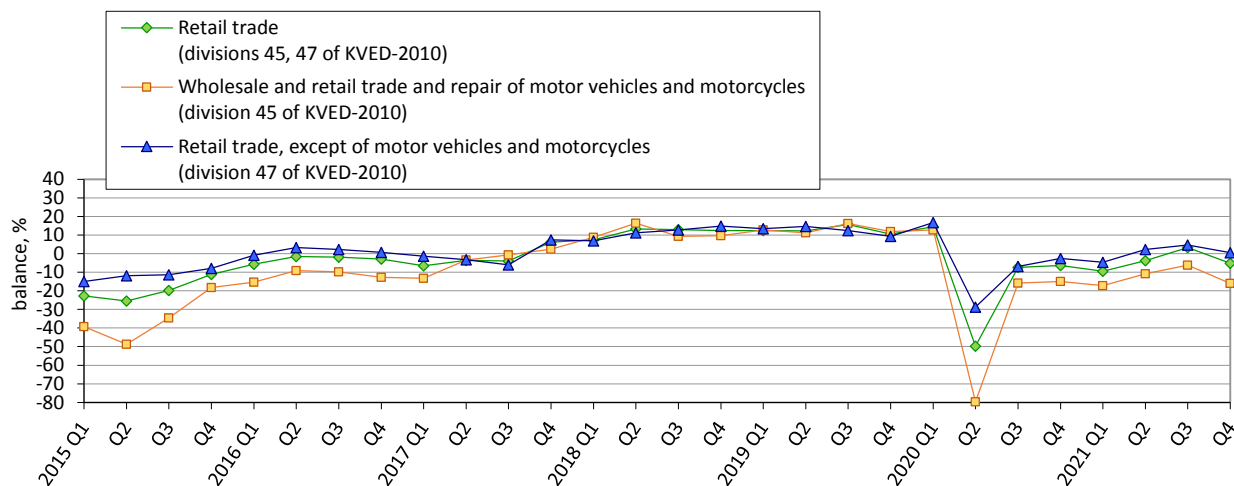


Expectations of retail trade enterprises in IV quarter 2021 regarding the development of their business activity

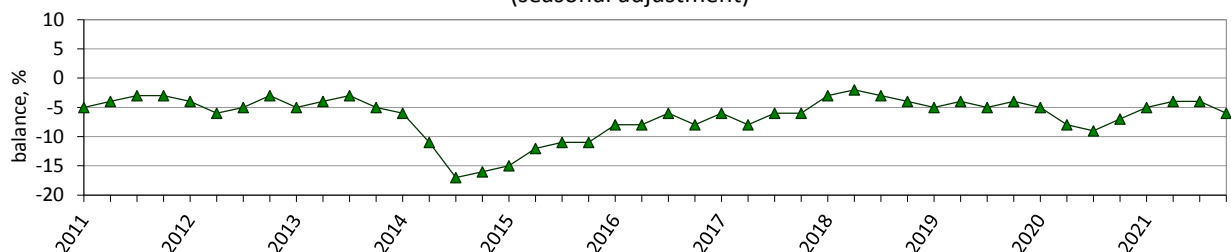
Retail trade confidence indicator¹



Expected changes in sales (turnover) in retail trade (seasonal adjustment)



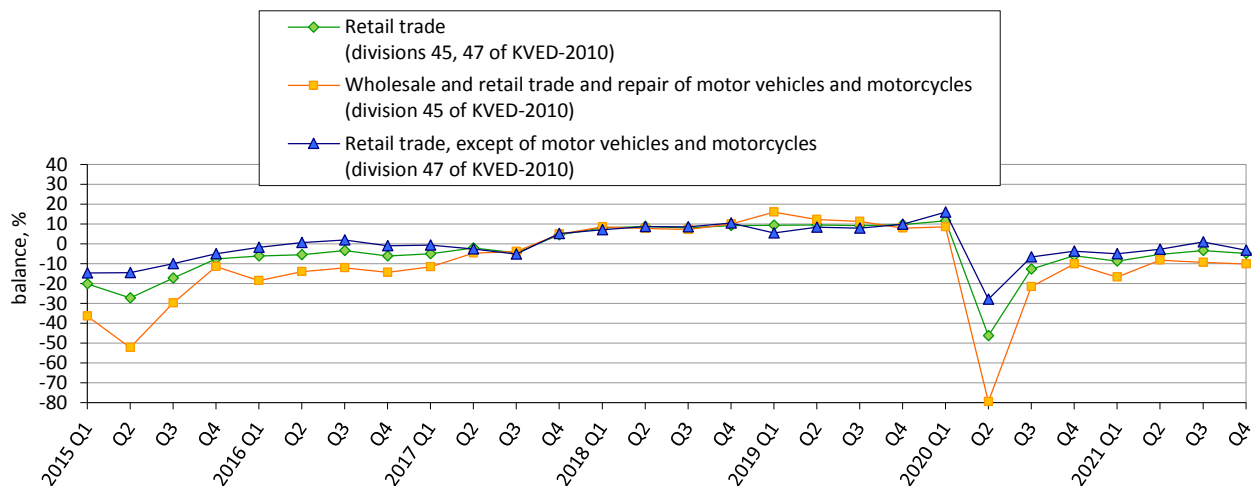
Assessment of the current volume of stock of goods in retail trade (seasonal adjustment)



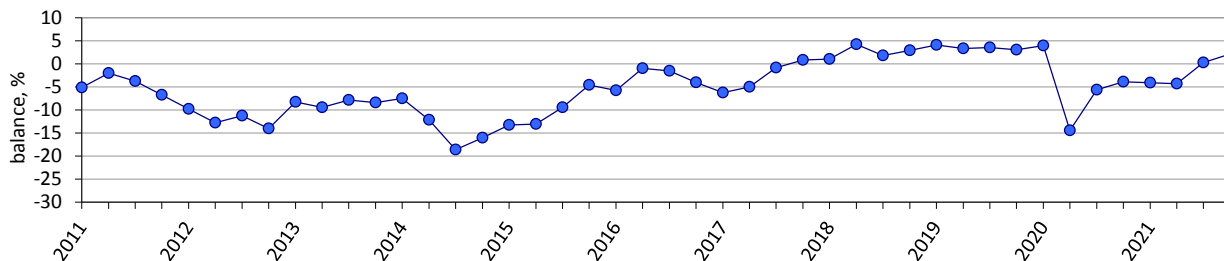
Note. Data for 2014-2021 exclude the temporarily occupied territory of the Autonomous Republic of Crimea, the city of Sevastopol and a part of temporarily occupied territories in the Donetsk and Luhansk regions.

¹ The indicator is calculated by the method of calculation of indicators of business expectations, approved by order of the SSSU of 30 December, 2014 No 411 (with changes).

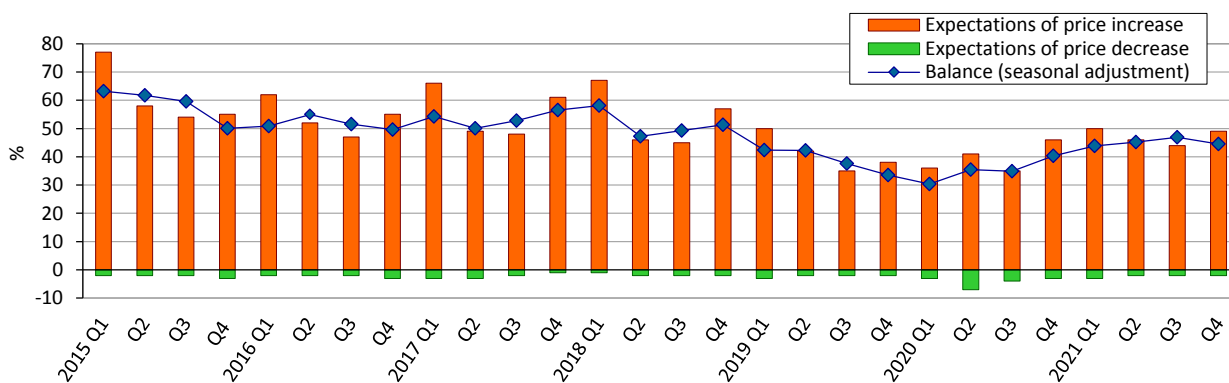
Expected changes in orders placed with suppliers (seasonal adjustment)



Expected changes in employment at retail trade enterprises (seasonal adjustment)



Expected changes in prices of goods in retail trade



**Results of the survey of retail trade enterprises
in October 2021**

(per cent of the total number of surveyed enterprises)

<i>Retail trade (divisions 45, 47 of KVED-2010)</i>	<i>Results of the survey of 623 enterprises</i>						
	How did change sales (turnover) in July–September 2021	increased	remain unchanged	decreased	no response	balance	<i>change of balance over III quarter 2021, pp</i>
		42	28	30	0	12	-1
	How do you assess current the volume of stock of goods	too large (above normal)	adequate (normal for the season)	too small (below normal)	no stocks of goods	balance	<i>change of balance over III quarter 2021, pp</i>
		2	86	8	4	-6	-2
	How do you expect to change over October–December 2021:	increase	remain unchanged	decrease	no response	balance	<i>change of balance over III quarter 2021, pp</i>
	orders placed with suppliers	29	40	31	0	-2	-9
	sales (turnover)	34	32	34	0	0	-13
	employment	12	79	9	0	3	2
	prices of goods	49	49	2	0	47	5

<i>Wholesale and retail trade and repair of motor vehicles and motorcycles (division 45 of KVED-2010)</i>	<i>Results of the survey of 234 enterprises</i>						
	How did change sales (turnover) in July–September 2021	increased	remain unchanged	decreased	no response	balance	<i>change of balance over III quarter 2021, pp</i>
		42	26	32	0	10	-17
	How do you assess current the volume of stock of goods	too large (above normal)	adequate (normal for the season)	too small (below normal)	no stocks of goods	balance	<i>change of balance over III quarter 2021, pp</i>
		3	82	10	5	-7	-5
	How do you expect to change over October–December 2021:	increase	remain unchanged	decrease	no response	balance	<i>change of balance over III quarter 2021, pp</i>
	orders placed with suppliers	20	45	35	0	-15	-18
	sales (turnover)	23	36	41	0	-18	-22
	employment	7	85	7	1	0	-2
	prices of goods	42	56	2	0	40	0

Retail trade, except of motor vehicles and motorcycles (division 47 of KVED-2010)	Results of the survey of 389 enterprises						change of balance over III quarter 2021, pp
	How did change sales (turnover) in July–September 2021	increased	remain unchanged	decreased	no response	balance	
	42	30	28	0	14	9	
How do you assess current the volume of stock of goods	too large (above normal)	adequate (normal for the season)	too small (below normal)	no stocks of goods	balance	change of balance over III quarter 2021, pp	
	3	88	6	3	-3		1
How do you expect to change over October–December 2021:	increase	remain unchanged	decrease	no response	balance	change of balance over III quarter 2021, pp	
orders placed with suppliers	34	37	29	0	5		-4
sales (turnover)	41	29	30	0	11		-7
employment	15	75	10	0	5		5
prices of goods	53	46	1	0	52		8